

KioSoft Ultra LX & Mobile Pay


Credit/Debit Card Laundry System: M/C • Visa • Discover • Amex

Meadowside of Woodstock
#25 Conn. Route 197
Woodstock, CT 06281

als1640

**Mobile Pay Loc. ID#
1640MB**

Pay with a credit card... or get the mobile app!




1. Download the FREE LaundryConnect™ Pay app (Descargue la aplicación gratuita LaundryConnect™ Pay)
2. Register and sign in (registrarse e iniciar sesión)
3. Start the machine by scanning the QR Code or entering the machine number (Inicie la máquina escaneando el código QR o ingresando el número de máquina)

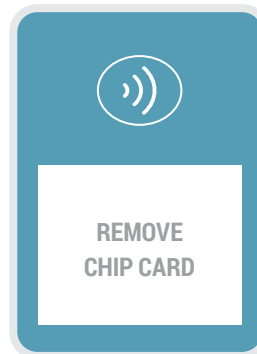
Credit/Debit Card Payment Instructions (Instrucciones de pago con tarjeta de crédito/débito)



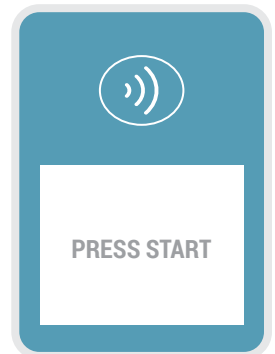
Select your cycle at the Washer or Dryer and then insert or tap your Credit Card at the top of the reader (Chip going into the reader) (Seleccione su ciclo en la lavadora o secadora y luego inserte o toque su tarjeta de crédito en la parte superior del lector (el chip ingresa al lector))



Display will read:
(La pantalla mostrará:
Sale - Reading Card
(Venta - Leyendo tarjeta)
Sale - Connecting
(Venta - Conectando)
Sale - Receiving
(processing your credit card transaction)



Remove your Credit Card out of reader when prompted. (Retire su tarjeta de crédito de la lectora cuando se le solicite)



Press the Start Button on Washer/Dryer (Presione el botón de inicio en la lavadora/secadora)

It's as easy as

1

2

3

Your Laundry Connect Pay
Code#



als1640

Frequently Asked Questions

Where do I find the app?

Log in to the Apple App Store or Google Play and search for "LaundryConnect™ Pay" or scan this QR code.



How do I load money into my account?

On the main screen, there is a "Add Funds" button. Tap it and the "Refill My Account" page will open. You can easily add funds here. You can also select "Auto Refill" which will automatically add funds to your account when it is running low.

Is my credit card transaction secure?

Yes. LaundryConnect™ Pay transactions are SSL encrypted by your smartphone when connecting to our PCI-certified transaction host for the latest in transaction security.

There's no connectivity in the laundry room. What should I do?

Simply log into your account prior to entering the laundry room and the app will work without connectivity using Bluetooth.

What do I do if I can't find the machine(s) with Bluetooth?

Your phone's Bluetooth might be frozen. Put your phone in "Airplane" mode for one second and then turn off "Airplane" mode and try again.

automatic laundry
superior service solutions

LaundryConnect™

Pay

THE NEW WAY TO PAY IN
YOUR LAUNDRY ROOM
WITH YOUR SMARTPHONE

For prompt repair, please visit:
automaticlaundry.com
then select Request Service.

Our website also features helpful
laundry tips and instructions.

Or call: **617.969.4340**

LaundryConnect™ Pay

Download the FREE LaundryConnect™ Pay app:

1



or scan here →



2

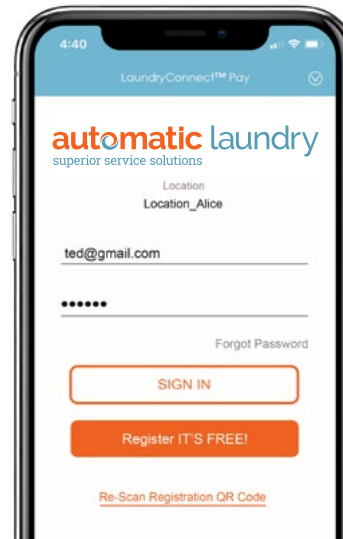
Register, sign in, and add credit to your account.

3

Enter the machine number or scan the QR code found on the machine.

Identify Your Laundry Room

If you are in your Laundry Room, LaundryConnect™ Pay will automatically detect your Laundry Room or you enter the Smartphone Registration Code found on the back of this brochure or on the sign located in your Laundry Room.

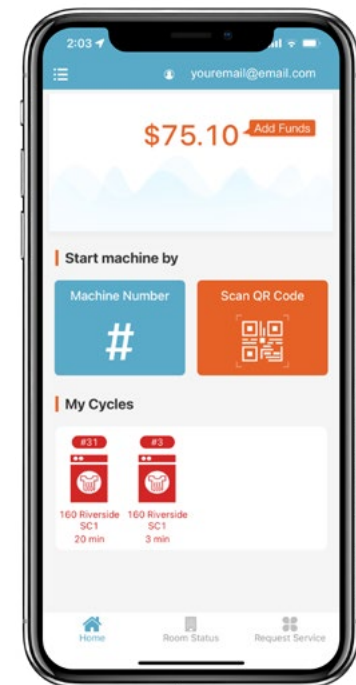


Once the app is launched, **choose the Register option if you do not already have an account.**

Load value with a credit or debit card.



DISCOVER



Enter the machine number or scan the QR code found on your selected machine and select OK. Your machine will start and display the status of the cycle on your home screen



45 Border Street
West Newton, MA 02465
617.969.4340
automaticlaundry.com

Meadowside of Woodstock

#25 Conn. Route 197 – Woodstock, CT 06281

Value Transfer Form

Automatic Laundry will be upgrading the laundry payment system at your property and would like to assist you transferring the balance from your Old Laundry Card to your new Mobile Pay Account or back onto your Credit Card.

Please complete this form and return it with your Laundry Card:

Automatic Laundry
45 Border Street
West Newton, MA 02465
Attn: Customer Service

GO TO YOUR APP STORE ON YOUR PHONE AND DOWNLOAD OUR APP:

“LAUNDRY CONNECT PAY” - THEN FOLLOW THE REGISTRATION PROCESS

Residents Name: _____

Address: _____ Apt# _____

Phone#: _____

Transfer the balance on my old laundry card to my Mobile Pay Account: (LOC ID# 1640MB)

M/P Email Address: _____

Transfer the balance back to my Credit Card # (first six) _____ (last four) _____

(Automatic Laundry will contact you with this information)

FOR OFFICE USE ONLY (do not write in this space)

Blue & White Laundry Card# _____ Rec'd Card on: _____

Balance: _____

M/P Old Balance: _____ M/P New Balance: _____

Deleted Reg: _____

Call/Email Resident: _____
